

DeRISK™ QVM

Every vulnerability ranked by what it costs — not by CVSS severity.

\$ / CVE

FINANCIAL OUTPUT AT THE CVE LEVEL

Not CVSS

RANKED BY EXPECTED LOSS REDUCTION

4 Sectors

OT COVERAGE

WHAT IT DOES

Dollar exposure per CVE. Ranked by what moves the curve.

DeRISK QVM translates your OT CVE list into financial output — expected loss reduction per vulnerability, ranked by what actually changes your risk posture. Not CVSS severity. Not volume. The dollar figure that earns budget approval and governs remediation sequencing.

WHY IT WORKS

- 
Not CVSS — expected loss reduction
 CVSS scores rank data integrity risk, not OT process consequence. QVM ranks by expected loss reduction in your specific facility architecture.
- 
Constraint-aware sequencing
 Remediation ordered within real operational windows — outage constraints, vendor dependencies, and staffing limits included by design.
- 
Every ranking traceable
 Each CVE priority links back to its financial assumption and facility input. Defense-grade for boards, regulators, and underwriters.
- 
Framework alignment built in
 NIST CSF, ISO 27001, and DNX CSF output included. Board-ready, audit-ready, and regulator-ready from the same remediation run.

CONNECTORS

Dragos · Claroty · Nozomi · Forescout
Tenable · Palo Alto Networks · Fortinet





FRAMEWORKS

NIST CSF · ISO 27001 · DNX CSF · NERC CIP · MITRE
ATT&CK for ICS

HOW IT WORKS

- 1 Connect**
 Link your OT visibility platform. Your CVE inventory flows in automatically — no manual export, no spreadsheet.
- 2 Translate**
 Each CVE mapped to expected loss reduction in your specific OT environment — facility architecture, access paths, and process dependencies included.
- 3 Prioritize**
 Ranked by financial impact, not severity score. Constraint-aware sequencing fits remediation into your actual operational windows.
- 4 Report**
 Framework-aligned output for boards, auditors, and regulators. Every dollar of remediation spend linked to measurable risk reduction.

FOR WHOM

- 
CISO
 Priority ranking in CFO language · Budget defense without narrative
- 
CFO
 Dollar exposure per CVE · ROI per remediation dollar · CapEx justification
- 
COO
 Constraint-aware sequencing · Remediation within operational windows
- 
CEO / Board
 Risk reduction ROI · AEL/VaR improvement visible per cycle

WHAT YOU GET

- \$ Exposure per CVE
- Remediation Ranking
- Constraint Sequencing
- ROI per Spend
- Framework Output
- Governance Artifact

"We used to prioritize vulnerabilities by CVSS score — fixing what looked most severe on paper. DeRISK QVM showed us that the vulnerabilities actually driving our financial exposure were different. That changed how we allocate the budget."

Scott Hooper
 Director, Cyber Security
 Clearway Energy

 **SOC 2 Type II · Certified**
 Independent attestation of security & controls

 **Data Encrypted**
 Anonymized at rest and in transit

 **Responsible AI**
 Explainable · audit trail · human in the loop

Ready to see the dollar value behind your CVE list?

www.denexus.io/contact · info@denexus.io

[Book a Demo →](#)